

**120cells Monocrystalline Bifacial Dual Glass Module**



**APEX-120HBD  
590-605M12**

**21.4%**

Maximum Module Efficiency

**605W**

Maximum Power Output

Power Tolerance:0-3W

**2172x1303x35mm**

Module Dimensions

IEC 61215 / IEC 61730

Fire safty class:Class C according to UL790

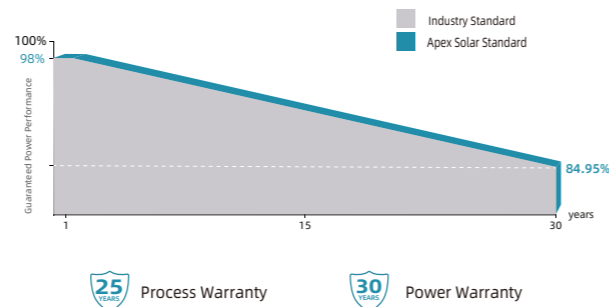
ISO 9001 :Quality Management System

ISO 14001 :Environment Management



**Industry Leading Linear Power Warranty**

25-year Warranty for Materials and Processing, 30-year Warranty for Extra Linear Power Output



- 0-3W**  
Guaranteed 0-3W positive tolerance ensures the power output reliability
- High customer value**  
Lower cost per kilowatt hour.High quality silicon wafer guarantee,high power module output, excellent cost performance advantage,is an ideal choice for solar power stations
- Highly reliable due to stringent quality control**  
Three times strict EL testing beyond certification requirements
- Fusion of MBB and half-cut cells technology**  
The new circuit design, minimizes the impact of shadow on the power generation of solar module.Excellent light utilization and current collection capacity, effectively improve product power output and reliability
- Excellent Anti-PID performance**  
Ensure that the scale production passes the PID test, and greatly reduce he attenuation caused by PID by optimizing the wafer process
- Outstanding low light performance**  
The coated glass with high transmittance and the surface technology of the wafer are used to achieve excellent performance in low light environment

**High Efficiency Half-cells Solar Panel APEX-120HBD 590-605M12**

**ELECTRICAL PARAMETERS AT STC**

Rated Maximum Power(Pmax) [W]	590	595	600	605
Maximum Power Voltage(Vmp) [V]	34	34.2	34.4	34.6
Maximum Power Current(Imp) [A]	17.35	17.4	17.44	17.49
Open Circuit Voltage(Voc) [V]	41.1	41.3	41.5	41.7
Short Circuit Current(Isc) [A]	18.42	18.47	18.52	18.57
Module Efficiency [%]	20.8	21	21.2	21.4

STC: Irradiance 1000 W/m2 module temperature 25°C AM=1.5

**ELECTRICAL PARAMETERS AT NMOT**

Rated Maximum Power(Pmax)[W]	447	451	454	458
Maximum Power Voltage(Vmp) [V]	31.7	31.9	32	32.2
Maximum Power Current(Imp) [A]	14.09	14.13	14.18	14.22
Open Circuit Voltage(Voc) [V]	38.7	38.9	39.1	39.3
Short Circuit Current(Isc) [A]	14.85	14.88	14.92	14.96

NMOT: Irradiance 800 W/m2 ambient temperature 20°C wind speed: 1m/s

**BIFACIAL OUTPUT-REAR SIDE POWER GAIN**

5%	Maximum Power (Pmax) [W]	620	625	630	635
	Module Efficiency STC[%]	21.89	22.08	22.26	22.45
10%	Maximum Power (Pmax) [W]	649	655	660	666
	Module Efficiency STC[%]	22.93	23.13	23.32	23.51
20%	Maximum Power (Pmax) [W]	708	714	720	726
	Module Efficiency STC[%]	25.02	25.23	25.44	25.65

**MECHANICAL SPECIFICATION**

Cell Type	Monocrystalline
C Cell Dimensions	210x210mm
Cell Arrangement	120(6x20)
Weight	30.9kg(±3%)
Module Dimensions	2172x1303x35mm
Cable	4.0 mm² positive/negative:300mm(11.8inches ),length Can be customized
Front Glass	2.0 mm (0.08 inches), High Transmission, ARCoated Heat Strengthened Glass
Back Glass	2.0 mm (0.08 inches), Heat Strengthened Glass (White Grid Glass)
Frame	Anodized aluminium alloy
Junction Box	Protection class IP68
Connector	Mc4 Compatible
Mechanical Load	Front side 5400Pa/Rear side 2400Pa

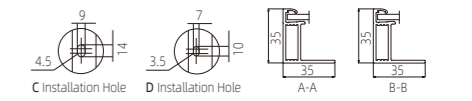
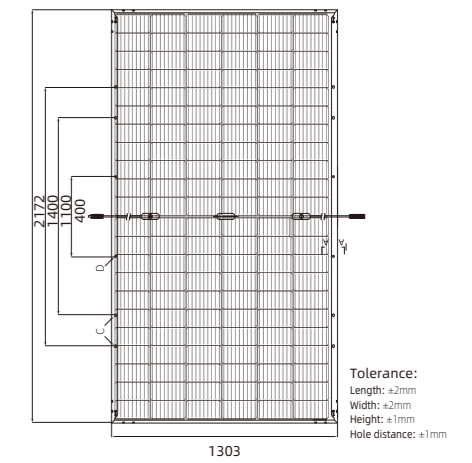
**OPERATING CONDITIONS**

Maximum System Voltage (V)	1000/1500VDC (IEC)
Pmax Temperature Coefficient	-0.34%/°C
Voc Temperature Coefficient	-0.28%/°C
ISC Temperature Coefficient	+0.05%/°C
Nominal Operating Cell Temperature	45±2°C
Operating Temperature	- 40°C-+85°C
Maximum Series Fuse	30A

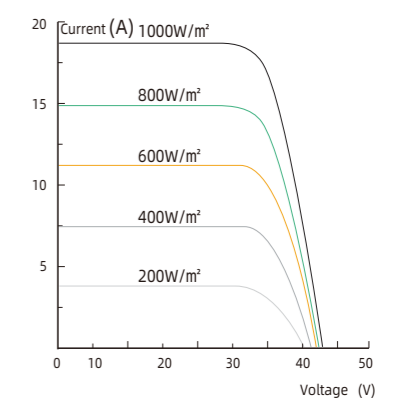
**PACKING CONFIGURATION**

Quantity/Pallet	36pcs/pallet
Quantity/Container	648pcs/40HQ

**Module Dimension(mm)**



**Current-Voltage Curve (605W)**



**Power-Voltage Curve (605W)**

