



APEX-120H-N460-N490M10

N-TOPCon Technology

22.63%

Maximum Module Efficiency

490W

Maximum Power Output

Power Tolerance:0-3W

1909×1134×30mm

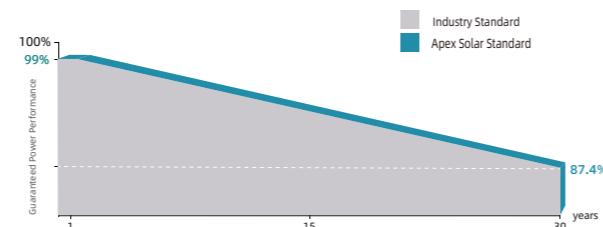
Module Dimensions

IEC 61215 / IEC 61730
 Fire safety class:Class C according to UL790
 ISO 9001 :Quality Management System
 ISO 14001 :Environment Management



Industry Leading Linear Power Warranty

25-year Warranty for Materials and Processing, 30-year Warranty for Extra Linear Power Output



25 Process Warranty **30** Power Warranty

- 0-3W** Guaranteed 0-3W positive tolerance ensures the power output reliability
- High customer value** Lower cost per kilowatt hour.High quality silicon wafer guarantee,high power module output, excellent cost performance advantage,is an ideal choice for solar power stations
- Highly reliable due to stringent quality control** Three times strict EL testing beyond certification requirements
- Fusion of MBB and half-cut cells technology** The new circuit design, minimizes the impact of shadow on the power generation of solar module.Excellent light utilization and current collection capacity, effectively improve product power output and reliability
- Excellent Anti-PID performance** Ensure that the scale production passes the PID test, and greatly reduce he attenuation caused by PID by optimizing the wafer process
- Outstanding low light performance** The coated glass with high transmittance and the surface technology of the wafer are used to achieve excellent performance in low light environment

APEX-120H-N460-N490M10

ELECTRICAL PARAMETERS AT STC

Rated Maximum Power(Pmax) [W]	460	465	470	475	480	485	490
Maximum Power Voltage(Vmp) [V]	34.72	34.89	35.05	35.21	35.38	35.54	35.64
Maximum Power Current(Imp) [A]	13.25	13.33	13.41	13.49	13.57	13.65	13.75
Open Circuit Voltage(Voc) [V]	42.05	42.22	42.38	42.54	42.71	42.88	43.12
Short Circuit Current(Isc) [A]	13.99	14.07	14.15	14.23	14.31	14.39	14.51
Module Efficiency [%]	21.32	21.55	21.78	22.01	22.20	22.40	22.63

STC: Irradiance 1000 W/m² module temperature 25°C AM=1.5

ELECTRICAL PARAMETERS AT NMOT

Rated Maximum Power(Pmax)[W]	346	350	353	357	361	365	369
Maximum Power Voltage(Vmp) [V]	32.60	32.77	32.94	33.10	33.27	33.84	34.00
Maximum Power Current(Imp) [A]	10.61	10.67	10.73	10.79	10.85	10.80	10.86
Open Circuit Voltage(Voc) [V]	39.94	40.10	40.25	40.41	40.57	41.57	41.71
Short Circuit Current(Isc) [A]	11.29	11.36	11.42	11.49	11.55	11.24	11.31

NMOT: Irradiance 800 W/m² ambient temperature 20°C wind speed: 1m/s

MECHANICAL SPECIFICATION

Cell Type	N-Type Monocrystalline
Cell Dimensions	182×182mm
Cell Arrangement	120(6×20)
Weight	24.2kg(±3%)
Module Dimensions	1909×1134×30mm
Cable	4.0 mm ² positive/negative:300mm(11.8inches),length Can be customized
Front Glass	3.2 mm high transmittance,AR coating tempered glass
Frame	Anodized aluminium alloy
Junction Box	Protection class IP68
Type of Connector	PV-XT101.1 (Suzhou Xtong Photovoltage Technology Co., Ltd)
Mechanical Load	Front side 5400Pa/Rear side 2400Pa

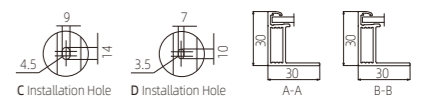
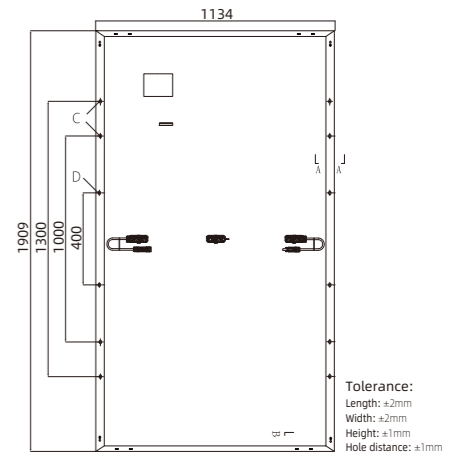
OPERATING CONDITIONS

Maximum System Voltage (V)	1000/1500VDC (IEC)
Pmax Temperature Coefficient	-0.34%/°C
Voc Temperature Coefficient	-0.28%/°C
ISC Temperature Coefficient	+0.05%/°C
Nominal Operating Cell Temperature	45±2°C
Operating Temperature	-40°C~+85°C
Maximum Series Fuse	25A

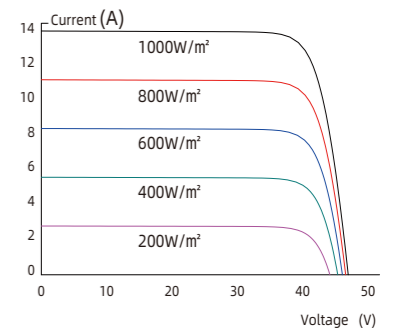
PACKING CONFIGURATION

Quantity/Pallet	36pcs/pallet
Quantity/Container	864pcs/40HQ

Module Dimension(mm)



Current-Voltage Curve (490W)



Power-Voltage Curve (490W)

