

## APEX-132H 655-675M12

### 23.20%

Maximum Module Efficiency

### 720W

Maximum Power Output

Power Tolerance:0-3W

### 2384×1303×35mm

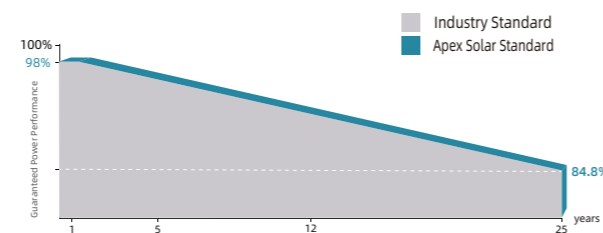
Module Dimensions

IEC 61215 / IEC 61730  
Fire safty class:Class A according to UL790  
ISO 9001 :Quality Management System  
ISO 14001 :Environment Management



#### Industry Leading Linear Power Warranty

25-year Warranty for Materials and Processing . 25-year Warranty for Extra Linear Power Output



Process Warranty

Power Warranty

#### 0-3W

Guaranteed 0-3W positive tolerance ensures the power output reliability

#### High customer value

Lower cost per kilowatt hour.High quality silicon wafer guarantee,high power module output, excellent cost performance advantage,is an ideal choice for solar power stations

#### Highly reliable due to stringent quality control

Three times strict EL testing beyond certification requirements

#### Fusion of MBB and half-cut cells technology

The new circuit design, minimizes the impact of shadow on the power generation of solar module.Excellent light utilization and current collection capacity, effectively improve product power output and reliability

#### Excellent Anti-PID performance

Ensure that the scale production passes the PID test, and greatly reduce he attenuation caused by PID by optimizing the wafer process

#### Outstanding low light performance

The coated glass with high transmittance and the surface technology of the wafer are used to achieve excellent performance in low light environment

## High Efficiency Half-cells Solar Panel APEX-132H 655-675M12

### ELECTRICAL PARAMETERS AT STC

Rated Maximum Power(Pmax) [W]	655	660	665	670	675
Maximum Power Voltage(Vmp) [V]	37.59	37.79	37.99	38.19	38.39
Maximum Power Current(Imp) [A]	17.43	17.47	17.51	17.55	17.59
Open Circuit Voltage(Voc) [V]	45.49	45.69	45.89	46.09	46.29
Short Circuit Current(Isc) [A]	18.49	18.52	18.55	18.61	18.64
Module Efficiency [%]	21.09	21.25	21.41	21.57	21.73

STC: Irradiance 1000 W/m<sup>2</sup> module temperature 25°C AM=1.5

### ELECTRICAL PARAMETERS AT NMOT

Rated Maximum Power(Pmax)[W]	496	500	504	508	512
Maximum Power Voltage(Vmp) [V]	35.09	35.29	35.49	35.69	35.89
Maximum Power Current(Imp) [A]	14.14	14.17	14.20	14.23	14.26
Open Circuit Voltage(Voc) [V]	42.79	42.99	43.19	43.39	43.59
Short Circuit Current(Isc) [A]	14.88	14.93	14.98	15.03	15.08

NMOT: Irradiance 800 W/m<sup>2</sup> ambient temperature 20°C win d speed: 1m/s

### MECHANICAL SPECIFICATION

Cell Type	Monocrystalline
Cell Dimensions	210×210mm
Cell Arrangement	132(6×22)
Weight	34.0kg(±3%)
Module Dimensions	2384×1303×35mm
Cable	4.0 mm <sup>2</sup> positive/negative:300mm(11.8inches ),length Can be customized
Front Glass	3.2 mm high transmittance,AR coating tempered glass
Frame	Anodized aluminium alloy
Junction Box	Protection class IP68
Type of Connector	PV-XT101.1 ( Suzhou Xtong Photovoltage Technology Co., Ltd)
Mechanical Load	Front side 5400Pa/Rear side 2400Pa

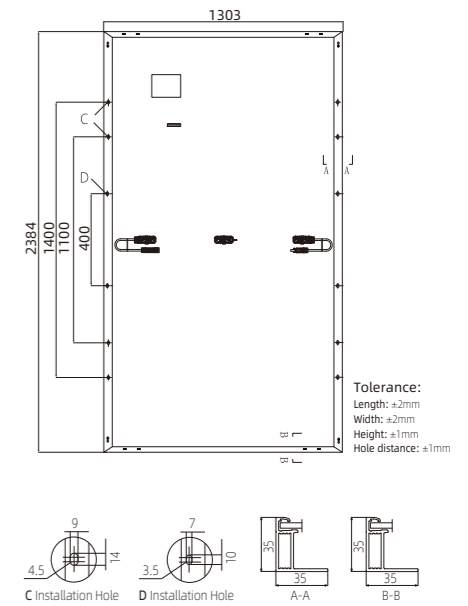
### OPERATING CONDITIONS

Maximum System Voltage (V)	1000/1500VDC (IEC)
Pmax Temperature Coefficient	-0.34%/°C
Voc Temperature Coefficient	-0.28%/°C
ISC Temperature Coefficient	+0.05%/°C
Nominal Operating Cell Temperature	45±2°C
Operating Temperature	-40°C~+85°C
Maximum Series Fuse	30A

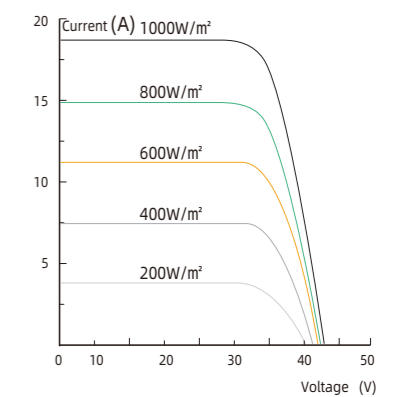
### PACKING CONFIGURATION

Quantity/Pallet	31pcs/pallet
Quantity/Container	558pcs/40HQ

### Module Dimension(mm)



### Current-Voltage Curve (675W)



### Power-Voltage Curve (675W)

