

## 144cells Monocrystalline Bifacial Dual Glass Module



### APEX-144HBD 530-550M10

**21.3%**

Maximum Module Efficiency

**550W**

Maximum Power Output

Power Tolerance:0-3W

**2279×1134×30mm**

Module Dimensions

IEC 61215 / IEC 61730

Fire safty class:Class A according to UL790

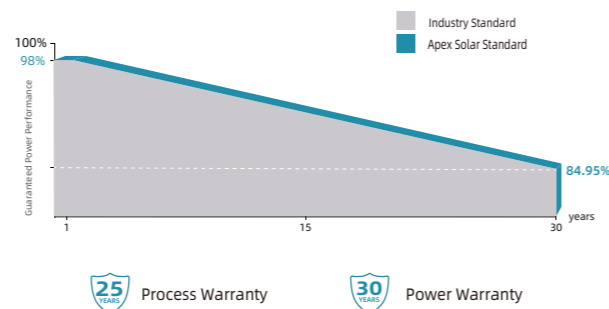
ISO 9001 :Quality Management System

ISO 14001 :Environment Management



#### Industry Leading Linear Power Warranty

25-year Warranty for Materials and Processing, 30-year Warranty for Extra Linear Power Output



#### 0-3W

Guaranteed 0-3W positive tolerance ensures the power output reliability

#### High customer value

Lower cost per kilowatt hour.High quality silicon wafer guarantee,high power module output, excellent cost performance advantage,is an ideal choice for solar power stations

#### Highly reliable due to stringent quality control

Three times strict EL testing beyond certification requirements

#### Fusion of MBB and half-cut cells technology

The new circuit design, minimizes the impact of shadow on the power generation of solar module.Excellent light utilization and current collection capacity, effectively improve product power output and reliability

#### Excellent Anti-PID performance

Ensure that the scale production passes the PID test, and greatly reduce he attenuation caused by PID by optimizing the wafer process

#### Outstanding low light performance

The coated glass with high transmittance and the surface technology of the wafer are used to achieve excellent performance in low light environment

## High Efficiency Half-cells Solar Panel APEX-144HBD 530-550M10

### ELECTRICAL PARAMETERS AT STC

Rated Maximum Power(Pmax) [W]	530	535	540	545	550
Maximum Power Voltage(Vmp) [V]	41.31	41.47	41.64	41.80	41.96
Maximum Power Current(Imp) [A]	12.83	12.90	12.97	13.04	13.11
Open Circuit Voltage(Voc) [V]	49.30	49.45	49.60	49.75	49.90
Short Circuit Current(Isc) [A]	13.72	13.79	13.86	13.93	14.00
Module Efficiency [%]	20.5	20.7	20.9	21.1	21.3

STC: Irradiance 1000 W/m2 module temperature 25°C AM=1.5

### ELECTRICAL PARAMETERS AT NMOT

Rated Maximum Power(Pmax)[W]	401	405	408	412	416
Maximum Power Voltage(Vmp) [V]	38.57	38.78	38.99	39.20	39.43
Maximum Power Current(Imp) [A]	10.39	10.43	10.47	10.51	10.55
Open Circuit Voltage(Voc) [V]	46.18	46.31	46.43	46.55	46.68
Short Circuit Current(Isc) [A]	11.01	11.05	11.09	11.13	11.17

NMOT: Irradiance 800 W/m2 ambient temperature 20°C wind speed: 1m/s

### BIFACIAL OUTPUT-REAR SIDE POWER GAIN

5%	Maximum Power (Pmax) [W]	557	562	567	572	578
	Module Efficiency STC[%]	21.53	21.74	21.94	22.14	22.35
10%	Maximum Power (Pmax) [W]	583	589	594	600	605
	Module Efficiency STC[%]	22.56	22.77	22.98	23.20	23.41
20%	Maximum Power (Pmax) [W]	636	642	648	654	660
	Module Efficiency STC[%]	24.61	24.84	25.07	25.31	25.54

### MECHANICAL SPECIFICATION

Cell Type	Monocrystalline
Cell Dimensions	182×182mm
Cell Arrangement	144(6×24)
Weight	32.3kg(±3%)
Module Dimensions	2279×1134×30mm
Cable	4.0 mm² positive/negative:300mm(11.8inches ),length Can be customized
Front Glass	2.0 mm (0.08 inches), High Transmission, ARCoated Heat Strengthened Glass
Back Glass	2.0 mm (0.08 inches), Heat Strengthened Glass (White Grid Glass)
Frame	Anodized aluminium alloy
Junction Box	Protection class IP68
Connector	Mc4 Compatible
Mechanical Load	Front side 5400Pa/Rear side 2400Pa

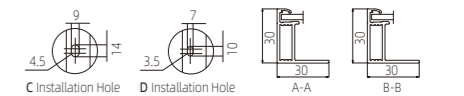
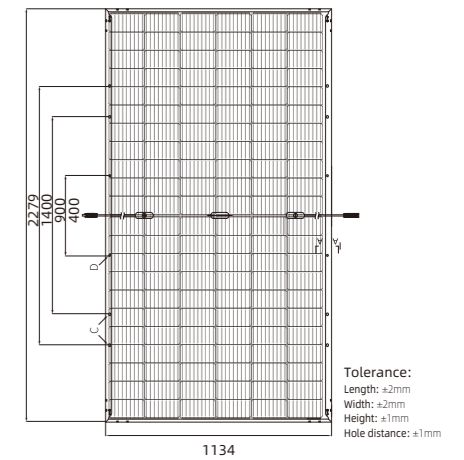
### OPERATING CONDITIONS

Maximum System Voltage (V)	1000/1500VDC (IEC)
Pmax Temperature Coefficient	-0.34%/°C
Voc Temperature Coefficient	-0.28%/°C
ISC Temperature Coefficient	+0.05%/°C
Nominal Operating Cell Temperature	45±2°C
Operating Temperature	-40°C~+85°C
Maximum Series Fuse	20A

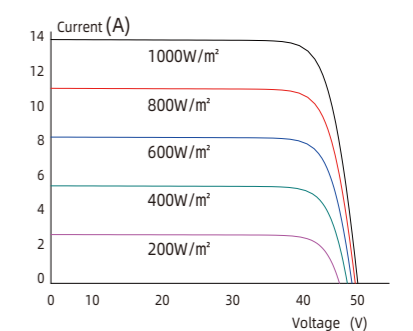
### PACKING CONFIGURATION

Quantity/Pallet	36pcs/pallet
Quantity/Container	720pcs/40HQ

### Module Dimension(mm)



### Current-Voltage Curve (550W)



### Power-Voltage Curve (550W)

